

GSW

RESIDENTIAL TANKLESS WATER HEATERS

Powered by  **TAKAGI**
Tankless Water Heaters

Residential Tankless Water Heaters

GSW powered by Takagi offers tankless products to match the needs of today's average household.

State-of-the-art residential tankless water heaters, that include a condensing model, are all ENERGY STAR® qualified and provide an Energy Factor (EF) up to 0.91.

GSW powered by Takagi is your solution for endless hot water.



PRODUCT FEATURES:

- ENERGY STAR® qualified
- Technology to meet today's demands
 - Growing demands throughout the home require a consistent, never-ending supply of hot water
- Energy Savings
 - Plenty of hot water delivered in the most energy-efficient way possible
 - Up to 0.91 Energy Factor
- Eco-conscious
 - Use less energy: 20-50% energy savings compared to standard water heater
 - Efficient use of hot water
- Limited 12-Year Residential Heat Exchanger Warranty
- **Condensing Model Available** - Model GSWT-520H
 - 0.91 Energy Factor
 - Power Direct Vent design
 - Vents with Schedule 40 ULC S636 PVC or CPVC or Category III/IV Stainless Steel
 - Link up to 4 units to provide 36 gallons maximum flow rate
 - Displays temperature and error codes for easy troubleshooting
 - Zero clearance to combustibles



GSWT-520H



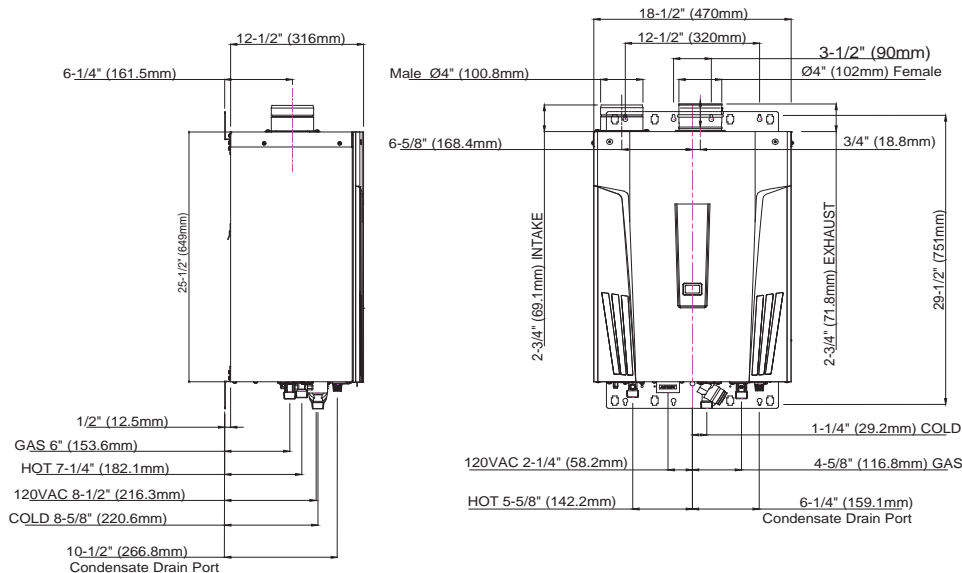
GSWT-520H 4.7 GPM*

*70° temperature rise

Installation Type	Power Direct Vent - Indoor Installation Only	
Dimensions	25.6"(H) x 18.5"(W) x 12.4(D), Weight: 73lb	
Electric Consumption	120 VAC; Standby: 0.07A, Operation: 1.27A, Freeze-Protection: 1.73A	
Fuel	NG	LP
Gas Consumption Input	Min 13,000 BTU/h	Min 13,000 BTU/h
	Max 199,000 BTU/h	Max 199,000 BTU/h
Energy Factor	0.91	0.91
Inlet Gas Pressure	Min 5.0" W.C.	Min 8.0" W.C.
	Max 10.5" W.C.	Max 14.0" W.C.
Flow Rate	0.5 - 9 GPM	
Water Pressure	15-150 psi	Pressure Only Relief Valve Required (Min 200,000 BTUs. 150 psi) 40 psi or above recommend for maximum flow
Multiple Unit Installation	Easy-Link System	Up to 4 units
Temperature Setting	With PCB Push Buttons	100°F, 105°F, 110°F, 115°F, 120°F (Default), 125°F, 135°F, 140°F, 145°F, 150°F, 155°F, 160°F, 165°F, 170°F, 175°F and 185°F (16 options)
	With TM-RE30 Temperature Remote Controller	100°F to 185°F with 5°F intervals (18 options), 120°F Default Factory Setting
Limited Warranty (years)	Residential	12 Heat Exchanger / 5 Parts
	Commercial	5 Heat Exchanger / 5 Parts

Product Features

- 0.91 Energy Factor
- Schedule 40 ULC S636 PVC or CPVC Venting can be used in all applications
- 0" Clearance to combustibles
- Up to 16 different temperature settings without a remote
- Water temperature safety control
- CSA certified software
- Power Cord installed
- Air Fuel Ratio (AFR) Sensor
- Robust temperature safety controls to protect PVC venting
- Uses HRS 35 copper for primary heat exchanger and Stainless Steel #316L for secondary heat exchanger
- 3 digit display window that shows temperature and error codes for easy trouble shooting
- PVC adapter included
- Internal freeze protection system





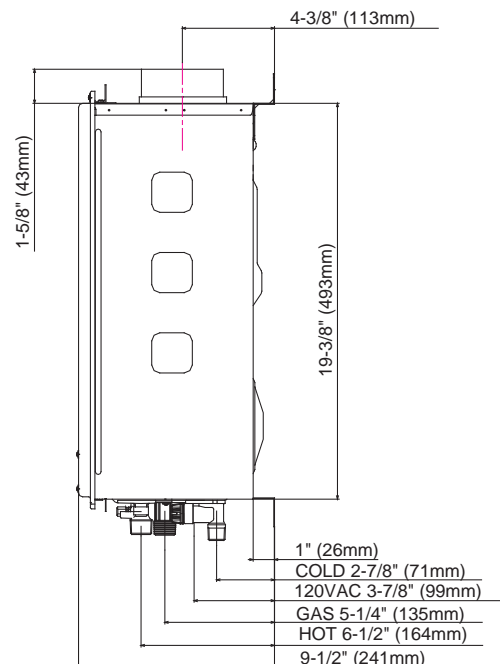
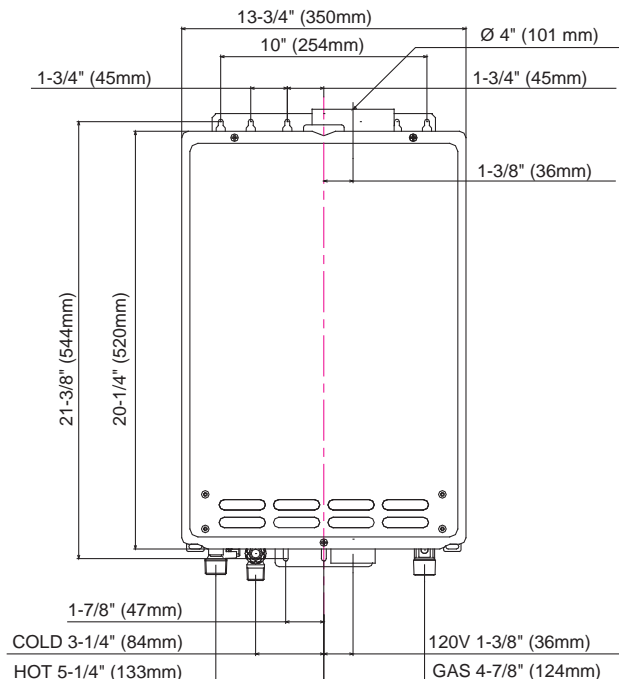
GSWT-310 4.4 GPM*

*70° temperature rise

Installation Type	Power Vent - Indoor installation only (Power Direct-vent convertible)	
Dimensions	20.5"(H) x 13.8"(W) x 8.5"(D), Weight: 38lb	
Electric Consumption	120 VAC; Standby: 0.05A, Operation: 0.73A, Freeze-Protection: 0.93A	
Fuel	NG	LP
Gas Consumption Input	Min 11,000 BTU/h	Min 11,000 BTU/h
	Max 190,000 BTU/h	Max 190,000 BTU/h
Energy Factor	0.82	0.82
Inlet Gas Pressure	Min 5.0" W.C.	Min 8.0" W.C.
	Max 10.5" W.C.	Max 14.0" W.C.
Flow Rate	0.5 - 8 GPM	
Water Pressure	15-150 psi	Pressure Only Relief Valve Required (Min 200,000 BTUs. 150 psi) 40 psi or above recommend for maximum flow
Temperature Setting	Without Remote (Dipswitch Setting)	113°F, 122°F (Default), 131°F, and 140°F
	With TK-RE02 Temperature Remote Controller: 99°F to 167°F, 122°F Default	99°F, 100°F, 102°F, 104°F, 106°F, 108°F, 109°F, 111°F, 113°F, 115°F, 117°F, 122°F (Default), 131°F, 140°F, 158°F, and 167°F
	Factory Setting	
Limited Warranty (years)	Residential	12 Heat Exchanger / 5 Parts
	Commercial	3 Heat Exchanger / 3 Parts

Product Features

- ENERGY STAR® Qualified
- Increased flow rate
- Added scale reduction software
- Internal freeze protection system
- Fully modulating
- Power Cord installed
- Safety Features: Air-Fuel Ratio (AFR) Sensor, Exhaust & Water Temperature, Overheat Cutoff Fuse
- Vents with Category III/IV Stainless Steel





Residential Tankless Water Heaters

Match the unit to your needs.

Number of showers each GSW powered by Takagi unit can handle, depending on inlet water temperature.

40°F Incoming Groundwater Temperature

Model	Capacity	Number of Shower Heads
GSWT-310	2 Showers	
GSWT-520H	2 Showers	

Assuming the outgoing temperature is 120°F.
Assuming a standard showerhead of max 2.5 GPM.

Accessories Chart - complement your GSW powered by Takagi tankless water heater with manufacturer recommended accessories



Model	Backflow / Drain Adaptor	Direct Vent Conversion Kit	Temperature Remote Controller	Isolation Valves & a Pressure Relief Valve	Neutralizer	3" Concentric PVC Termination	Concentric Vent Kit*
GSWT-310	2SVBFDPA04	TK-TV10	TK-RE02	TK-IV01			2SVSHTC43
GSWT-520H			TM-RE30	TK-IV01	TH-NT01	TH-CVPVC33	

*Concentric Vent Kit includes: 1 backflow/drain adaptor, 1 foot straight pipe, 1 concentric termination, 1 aluminum flex tube, 1 5-foot length silicon drain tube, all required gear clamps, hose connectors and cinch ties.

Residential Flow Rate Guide

Temperature rise vs. gallons per minute

Temp Rise (°F)	GSWT-310	GSWT-520H
30	8.0	9.0
35	8.0	9.0
40	7.8	9.0
45	6.9	8.1
50	6.2	7.3
55	5.7	6.7
60	5.2	6.1
65	4.8	5.6
70	4.4	5.2
75	4.1	4.9
80	3.9	4.6
85	3.7	4.3

Flow rate is determined by temperature rise. To determine your temperature rise, subtract the incoming water temperature from the set output temperature. All units are factory set to 120°F to 122°F but can be changed.

Flow rates are based on default set temperatures.



GSW Warranty:

Warranty does not include labour. Consult warranty information enclosed with heater for complete details.

GSW Water Heating HEAD OFFICE:

599 Hill Street West
Fergus, ON, Canada N1M 2X1
Tel: 888-599-2837
Fax: 519-787-5500
E-mail: gswinfo@gsw-wh.com
www.gsw-wh.com